

THE TECHNIGRAM



JOURNAL OF THE CALIFORNIA SOCIETY OF RADIOLOGIC TECHNOLOGISTS

EDITORIAL

EDITOR-IN-CHIEF

Tiffany Chung, R.T.(T) - thetechnigrameditor@gmail.com

CONTRIBUTING WRITERS

Tiffany Chung, R.T.(T)

Lorenza Clausen, CRT, RT(R)(CT)(MR), ARRT, MRSO

William Edmunds, M.ED, RT(R), (ARRT)

Qingyang Li, Student, CSU Northridge

Daniela Montano, Student, CSU Northridge

Christy Foster Bollman, MAS, RRA, (MR)(CT)(R)

ART & PUBLISHING

CSRT Staff - info@csrt.org

Cover Photo & Photo Credit: CSRT Student Committee (Qingyang Li, Daniela Montano, Elaine Villanueva, Fariba Rabiei, Jacob Gropitz, Kiara Rivas, Claudia Ruiz, Mona Nasehipour, Nastaran Nassiri, Alejandro Gomez, Melissa Mueller, Jessica Mauk, Sheena Garcia, Rori Stout, Giani Roberts, Stephenie Saunders, Taylor Gautieri, George Gonzalez, Sophia Yourish, and Teagan Anderson)

CONTENTS

3 - President's Message by William Edmunds, M.ED, RT(R), (ARRT)

5 - Editor's Message by Tiffany Chung, R.T.(T)

7 - 2020-2021 CSRT Board of Directors

10 - 81st Annual Conference Recap

13 - Profession and Legislative Report by Lorenza Clausen, CRT, RT(R)(CT)(MR), ARRT, MRSO

17 - COVID-19 Impact on Healthcare Recruitment and Employment by Qingyang Li

21 - CSRT Announces 2020 Scholarship Recipients During the Virtual Annual Conference

22 - CSRT 2020-2021 Student Committee

25 - Radiology School During COVID-19 by Daniela Montano

Customer Service Please call 1-415-278-0441 or email us at info@csrt.org.

Advertising The Technigram provides a specific topic delivered to a highly targeted audience.

To find out more about The Technigram advertising opportunities, please contact us at 1-415-278-0441 or email us at info@csrt.org.

President's Message

By William Edmunds, M.ED, RT(R), (ARRT)



As we move into the fall season, there are many questions as to how the balance of 2020 will conclude. The technologists in the state of California are a part of the team of heroes that continue to provide essential health care services to their

patients during this ongoing pandemic. By now, we have all known someone who has tested positive for COVID-19 with a varying degree of severity. We have all been concerned about our safety and the safety of those we live with based on our time in a hospital setting. Every day brings new information and policies to the workplace. I have been pleased to see the ASRT recognize the role of technologists in this pandemic and I would like to express my gratitude to all essential workers during this unprecedented time.

While I spend one day a week in the clinic with patients, the rest of my time is spent working as a program director and educator. Both jobs have created unique challenges over the past six months. It was hard to see the short-term impact on the class of 2020 and all students being asked to stay home from the clinic initially, despite wanting to help the team they worked alongside before COVID-19 hit. Each college and university across the state has had various levels of impact on their clinically-driven health science programs. I would like to express a special congratulations to the graduates of 2020 who did not end their programs as they had envisioned. Despite this, they are up to the task of joining their professions at a time that they will never forget throughout their careers. To those students still looking ahead to program completion—I ask you to continue to work hard and protect yourself outside of the clinic so that you may stay active in your learning opportunities with patients in the clinic.

Fire planes are buzzing over my home as I write this message. Last night, when I was called into the hospital to support a rapid response, I was able to see fire low on the neighboring hills. Fires feel close for many of us. For those impacted across the state with the

overwhelming number of fires, I would like to express my condolences for any loss you have had and thank all of the hard-working firefighters stretched thin across the state protecting us all.

My time on the CSRT board and getting to understand the organization over the past few years has been great. I have made some great friends and look forward to seeing what the next year has in store. I answered a call for help on the Board and then was asked to think about running for president. I am glad I did and have a chance to learn more about what is going on across the state, new bills coming out of the state legislature in Sacramento, working with the ASRT as an affiliate, and connecting with so many people that I would not have unless I was a part of the CSRT. If you are thinking about running as a Director-at-Large board member or officer, please make that leap to apply and support your profession at a higher level within the state. Please consider bringing your knowledge and talents to this great organization.

I would like to thank all of those that helped make our virtual 81st annual CSRT conference such a success this year. As we remain socially distant, we are forced to join the movement to use online video solutions to connect with members of the CSRT. We created a high quality experience during our CSRT Annual Conference this fall. The list of speakers and topics at this year's Annual Conference was exceptional. The conference turnout for this virtual event was equally exceptional to that of the pandemic, variety of speakers, and topics presented. Day one had an amazing line up of authors and advocates in the field of radiography. This all-star group shared some of their latest thoughts on radiation protection and how to best define new digital radiography terminology. Day two had great breakout sessions in the areas of radiation science, ultrasound, and radiation therapy. In addition to my thanks to the entire planning committee, a special thanks to Bailey DeGraw of PESC and Director-at-Large Christy Foster Bollman for so much work to collect a wonderful lineup of presenters this year and get them as setup on Zoom! Also, thanks to our sponsors and members for continued support of this event each year.

I wish I had a crystal ball that could predict how we will close out in 2020. I know many are ready to put this year in their rear-view mirrors at this point. I hope that we begin to see a swing of the pendulum towards some sense of what the new normal will be like. The landscape of education for health science students could be much different in the new normal setting within higher education. Everyone knows what PPE is now and about universal precautions that all of us in health care knew about long before this pandemic. This will perhaps keep us all healthier in the future.

I hope my time as president with the CSRT will realize new opportunities to support our members, continue to add value to the membership for all, and find unique new ways to connect with members from across the state. I look forward to seeing what we can learn from being a part of the ASRT Affiliate Development Program in 2021 as our society continues to find ways to best support our members. I want to thank all the CSRT members, leaders on the Board, and partners from our management team for this opportunity to be your 2020-2021 president. I could not succeed in this role without such an amazing group of current and past supporters of the CSRT.

Best Regards and Be Well,
Will Edmunds

2020-2021 Board of Directors

Officers

Will Edmunds, MEd, RT(R), (ARRT) - President
 Barbara Kissel, MBA, RT(R), (ARRT) - Past President
 Cheryl Young, EdD, RT(T) - President-Elect
 Doris Abrishami, EdD, BSRT, (R)(M)(ARRT) - Vice President
 Brenda Boyd, PhD, RT(R)(M) - Secretary/Treasurer

Directors-at-Large

Tiffany Chung, RT(T)
 Christy Foster Bollman, MAS, RRA, (MR)(CT)(R)
 Jennifer Little, EdD, RT(R)(CT)(MR)
 Bruce Oda, AOL, RT(R), CRT
 Elizabeth Rosebrock, MBA, RT(R)

Student Committee

Daniela Montano - Chair
 Lisa Rodriguez - Co-Chair
 Sophia Yourish - Secretary
 Samantha Harouni - Co-Secretary

Technigram Editor

Tiffany Chung, RT(T)

Director of Administration

Bailey DeGraw

P: 415-278-0441

E: info@csrt.org

W: www.csrt.org

Editor's Message

By Tiffany Chung, RT(T)



Hello All,

My name is Tiffany Chung and I'm delighted to serve as the new editor of CSRT's professional journal, the Technigram. For the last two years I have served as your Director-at-Large, an elected office on the

CSRT Board of Directors. I am a clinician-a radiation therapist based in southern California. I consider myself quite fortunate to have written a couple of articles for the Technigram and now I get to manage it!

My vision for the Technigram is simple- to provide relevant information to the CSRT membership while simultaneously promoting leadership and integrity within our profession. My predecessor did the hardest work, establishing the foundation for the journal; this enables me to gild the lily, as it were.

I thank you in advance for your support and patience while I transition into this new role. I welcome new ideas, writers, photographers, illustrators, and copy editors. Email me at thetechnigrameditor@gmail.com.

In this issue of the Technigram, we have worked hard to capture how the novel coronavirus (COVID-19) has forced us to revamp how we learn (literally) and carry on in our everyday lives. We discuss how, as an organization, we have adapted our services to dually fulfil our commitment to offering our membership training and education all while adhering to health and safety protocols for maintaining social distance. We present the impact of COVID-19 from different perspectives- from business operation, student, and job-hunting perspectives. Furthermore, we continue to include vital professional and legislative updates to keep our members abreast on matters that impact the RT community locally and nationally. This also serves as one comforting reminder that COVID-19 has not change everything and offers a spark of hope that some day in the future we can return to our respective norms.

Respectfully,

Tiffany Chung

Submit Your Articles

For CSRT members interested in submitting an article to be published in a future Technigram, an opportunity exists. The Technigram is published quarterly and is the official journal of the California Society of Radiologic Technologists. Articles will be published at the discretion of the Editor. Interested authors may either submit an existing article for consideration, or contact the Editor to present an idea. Submissions or questions may be submitted to Tiffany Chung Editor, thetechnigrameditor@gmail.com or to the CSRT office at info@csrt.org.

**1-877-GURNICK
GURNICK.EDU**

**REGISTRATION
FEE WAIVED**

IF YOU MENTION
THIS AD

*NOW ENROLLING
FOR 2021 WINTER
AND SPRING
SEMESTERS*

B.S. IN DIAGNOSTIC MEDICAL IMAGING PROGRAM

**1 YEAR, 100% ONLINE FLEXIBLE PROGRAM
FOR FULL-TIME IMAGING PROFESSIONALS**

- Six Specialty Tracks to choose from:
 - MRI
 - CT
 - Mammography
 - Leadership & Management
 - Education
 - Imaging Informatics
- ARRT Exam Eligible
- Financial Aid Available for Those Who Qualify
- Clinical Placement Assistance for Advanced Imaging Modalities
- VA Benefits Eligible Program for Qualified Individuals

**SCAN TO GET
MORE INFO**




GURNICK ACADEMY

Required Disclosures <https://www.gurnick.edu/disclosures>

Revision Date: 10.02.2020

CSRT 2020-2021 Board of Directors



President | Will Edmunds, MEd, RT(R)

Will Edmunds graduated from the Loma Linda University A.S. Medical Radiography program in 2008. After leaving a career in telecommunications as a technical support engineer, Will looked to going back to school to become a radiographer. After graduation, Will accepted a contract teaching position in the LLU radiation technology department to try his hand at teaching. He found a passion for helping educate future radiographers. After working full time for five years as a staff technologist at LLU Medical Center, Will moved full time to become an instructor at the university. Today, Will is an assistant professor and the program director of the same medical radiography program he graduated from in 2008. He also continues his work as a per diem technologist. Will's research interests include organizational learning, student success, and transformative learning in higher education. Will is a doctoral candidate in an online Ed.D. program at Concordia University – Chicago and is looking to complete his program and dissertation in 2021. Will is already using what he is learning from his doctoral program in the classroom with his students and looks forward to what the future holds. In his spare time, Will enjoys traveling, cooking, and spending time with his wife and three children in Redlands, California.



Immediate Past President | Barbara Kissel, MBA, RT(R), (ARRT)

Barbara Kissel serves as assistant professor and program director for the radiologic technology program at Pasadena City College. Barbara obtained her radiology certification from Huntington Memorial Hospital's Radiologic Technology Program, having worked for many years as a diagnostic technologist specializing in orthopedics. Barbara began her career at Pasadena City College as an adjunct clinical instructor. After obtaining a bachelor's degree in Health Care Management, Barbara was hired at Pasadena City College full-time as a clinical coordinator/instructor. She maintained that position for six years and later returned to school to obtain her MBA in healthcare. Upon receiving her degree, Barbara was selected to take over as assistant professor and program director for the radiologic technology program, which is still her current position. Today, Barbara is actively involved in ACERT, AEIRS,

ASRT, and CSRT. She also serves as a site visitor for JRCERT. As an educator, Barbara strives to promote professionalism to her students and actively encourages them to become involved in professional organizations since they will be the future technologists in the field.



President-Elect | Cheryl Young, EdD, RT(T)

Cheryl Young is the radiation therapy program director at National University in Costa Mesa, California. Cheryl's educational background includes a Bachelor of Science in radiation therapy from California State University, Long beach, a Master of Science in Organizational Leadership, and a Doctorate of Education with a focus in organizational leadership from City University of Seattle. She is a licensed radiation therapist and practices whenever she can get time in the clinic. Cheryl's educational interest include assessment practices of radiation therapy clinical supervisors and understanding their perspectives of their roles as leaders. Cheryl is actively involved within the field of radiation therapy. She is an active member of the California Society of Radiologic Technology and the American Society of Radiologic Technology. She has served as the California State Delegate, as well as the Radiation Therapy Chapter Delegate. In addition, she has served on various committees including: the radiation therapy curriculum revision committee, the practice standards subcommittee, the committee of RT advocacy for region 1, and the American Association of Physicians in Medicine Task Group 314. Cheryl loves the outdoors – and when she is recharging her batteries you can usually find her somewhere tropical enjoying the sunshine. She loves the Denver Broncos, but most of all her three fur babies who are named after some of the NFL's greatest players.



Vice President | Doris Abrishami, EdD, BSRT, (R) (M)(ARRT)

Dr. Doris Abrishami is an associate professor at California State University, Northridge. She has been a certified radiologic technologist for the past 21 years and has also been teaching Cross Sectional Anatomy, Pathology, and several face-to-face and online courses at CSUN for the past 20 years. Her research interests include cultural diversity in health care, and

her doctoral dissertation was written on the topic of cultural competency education for radiography students and imaging technologists. She has presented the topic of cultural competency at the ACERT conference in 2017, the AEIRS annual conference in July 2019, and during the 50th anniversary of JRCERT in November 2019. Dr. Abrishami has written manuscripts about cultural competency in the Radiologic Technology Journal, as well as in The International Journal of Health, Wellness and Society. For the past six years, Dr. Abrishami has held positions as director at large, vice president, and president of the California Society of Radiologic Technologists, and has also coordinated CSRT Spring Seminars since 2008. Dr. Abrishami has been involved nationally as the California Delegate at the ASRT House of Delegates Meeting and is currently on the ASRT foundation scholarship review board.



Secretary/Treasurer | Brenda Boyd, PhD, RT(R)(M)

Dr. Brenda Boyd is an assistant professor in the Department of Radiation Technology at Loma Linda University, where she has worked full-time since 2006. She is the

Clinical Coordinator for the Medical Radiography program. She has been the program director in the past. Dr. Boyd has also worked in faculty governance at Loma Linda University at both the University and School of Allied Health Professions levels. She has co-chaired the University's Service Learning Committee and Student Success Committee. Dr. Boyd describes that the best part of her job is connecting with students and helping them fulfill their dreams. She also enjoys being involved in roles in faculty governance, student success, service learning, and marketing/recruiting. She views her role as a faculty member as a helper to her students, so they can see and reach their highest best and fulfill their own life calling. Dr. Boyd is convicted that every person has the power to change the world for the good, and she is fulfilled when she can stand beside her students to encourage and motivate them on that journey.



Director-at-Large | Tiffany Chung, RT(T)

Tiffany Chung, a radiation therapist based in southern California, is serving a third term as Director-at-Large. During her time on the CSRT Board of Directors, she

has forged closer relationships between the Board and the Student Committee, was resourceful in garnering additional support from the ASRT, and brings a unique radiation therapist perspective to the society issues and solutions. She recently

assumed the editor role of CSRT's journal, the Technigram. In her spare time, she tries to teach her dogs new tricks, read, and develop her culinary interests (read: eat and cook).



Director-at-Large | Christy Foster Bollman, MAS, RRA, (MR)(CT)(R)

Christy Foster Bollman currently serves as program director of the Radiologic Technology program at the Gurnick

Academy of Medical Arts' Sacramento campus. Christy attended Moorpark Community Colleges where she finished her A.S. Radiologic Technology. Upon graduation, pursued her education at Loma Linda University to receive her B.S. in Radiologist Assistant and finished her master's degree in Health Policy and Law from UC San Diego and California Western School of Law. Christy has worked hard to qualify her ARRT certifications in Radiologist Assistant, Magnetic Resonance Imaging, Computed Tomography, and Radiography and her state licenses in Radiography, Fluoroscopy and Mammography. She has over 20 years of experience working in all modalities. In 2012, she branched out into teaching at San Diego Mesa College where she was promoted quickly to clinical coordinator and onto program director. During those years, she was able to streamline the curriculum making the A.S. Radiologic Technology program into a hybrid format. In 2017, she became part of the management team with Gurnick Academy of Medical Arts where she continues to serve as program director. In addition to serving CSRT and ASRT, Christy is part of the California Association of Healthcare Leaders and American College of Healthcare Executives.



Director-at-Large | Jennifer Little, EdD, RT(R)(CT)(MR)

Dr. Jennifer Little has served as a radiographer and MRI technologist for over 18 years. Recently, she has held positions such as clinical coordinator and

assistant professor at California State University, Northridge. She received her bachelor's degree in Radiologic Technology from CSUN, her master's degree in Radiation Sciences from Loma Linda University, and her Doctorate Degree in Educational Policy Studies from CSUN. As an educator, Dr. Little's goals are to elevate the profession by providing excellent educational opportunities both in the classroom and at the professional level. As a practicing technologist, Dr. Little strives to lead by example, provide quality patient care, and promote MRI safety.



Director-at-Large | Bruce Oda, AOL, RT(R), CRT

Bruce Oda is the director and chair of the Medical Imaging Sciences Department at Santa Barbara City College, which he has led since 2012. In 1989, Bruce earned his

Associates of Science Degree and Certificate in Radiography from Fresno City College. He learned valuable diagnostic positioning, patient care, and teamwork skills while employed at a level one trauma center. Furthering his education, Bruce attended Chapman University achieving his Bachelor of Arts in Organizational Leadership. In 2014, Bruce graduated magna cum laude with a master's degree in Organizational Leadership from Brandman University. Bruce has been a Director-at-Large for the CSRT since 2016. He currently resides in Nipomo, California.



Director-at-Large | Elizabeth Rosebrock, MBA, RT(R)

Elizabeth (Ali) Rosebrock is a motivated and driven educator and leader in Medical Imaging. She is an ARRT-registered and California licensed radiologic technologist.

Ali completed her AAS in Radiologic Technology in 2008 and was employed at Michigan Medicine for more than six years. She spent her primary clinical experience in a Level One Trauma center and became proficient in performing a vast variety of examinations in OR, GI/GU, inpatient, ER, and outpatient settings. In addition, Ali volunteered as a clinical preceptor for radiologic technology students rotating through the hospital during her employment. During her employment at Michigan Medicine, Ali completed a bachelor's degree in Health Services Administration and then earned a master's degree in Business Administration. Ali's passion for medical imaging and education led her to begin her primary career as a medical imaging educator at Owen's Community college in 2014. Since then, she has advanced her leadership role and is currently the AS in Radiologic Technology Program Director and BS in Diagnostic Medical Imaging Executive Program Director at Gurnick Academy of Medical Arts in Concord California. Ali is a member of ASRT, CSRT, and the California Association of Healthcare Leaders and participated and completed the ACHE CAHL Winter 2020 Mentorship Program. Her devotion and dedication to medical imaging and advancing education has led her to take a more active role with volunteering in the imaging community. She hopes to promote high standards of professionalism and success for future and current medical imaging professionals.

CSRT Wins Slot In ASRT Affiliate Development Program

California is one of ten states to win a slot in the coveted Affiliate Development Program through the ASRT. The program provides affiliates with an opportunity to work with ASRT to become stronger organizations and meet the needs of their members. More specifically, the program is designed to provide ASRT affiliates with customized support to strengthen the affiliate by providing guidance on important issues like recruitment, retention and infrastructure reinforcement. Participation in this program requires a one year commitment with the opportunity to reapply yearly.

CSRT Hosts Successful Virtual 81st Annual Conference

The current coronavirus pandemic (COVID-19) forced the Board of Directors to reimagine, among other things, how to continue to provide our services to the CSRT membership in a meaningful, safe, and socially-distanced fashion. Taking our 81st Annual Conference online and virtual was not only the most feasible and responsible path, it proved to be wildly successful in spite of all the challenges the pandemic has created.

Day one of the two-day conference commenced with a discussion on the merits and flaws of a recent shift away from shielding patients undergoing diagnostic imaging, followed by learning about the evolution and imminent changes to digital imaging analysis terminology (as adopted by both the AAPM and ASRT), a refresher on mastering digital radiography, and closed strongly with a presentation on a new perspective on setting digital exposure factors.

Day two (and final day) of the conference, offered three distinctly different tracks in the form of virtual breakout rooms, enabling attendees to delve deeper into topics specific to the x-ray, radiation therapy, and ultrasound modalities.

10mSv

- 300 PA CXRs
- 2 brain CT scans
- 1 chest CT scan
- 1 body CT scan
- 1 cerebral angiogram
- 3 years of background radiation
- 500 transcontinental flights

Baylor College of Arts & Sciences

Contrast Comparisons for Single-Step Increases in kVp

Also, NOTE no fog Patterns across 52-kVp range

70kVp 80 kVp 92 kVp 106 kVp 122 kVp

For digital systems, the overall reduction in image contrast is usually indiscernible for each 15% step increase in kVp -Proven for nine different manufacturers

Radiography Track

A continuation of distinguished speakers from day one of the conference treated members to seminars spanning topics like contemporary contrast agent usage, identifying and resolving MRI artifacts, and MRI and medical device safety.

Radiation Therapy Track

The dynamic speakers kept members engaged with thought-provoking topics like understanding and effectively managing patients with disabilities, taking on the difficult task of identifying personal and environmental age bias and how to find and appreciate generational differences, introductory/refresher course on dosimetry, and pursuing APEX Accreditation through the lens of an administrator of a newly minted site.

What is a Medical Dosimetrist?

- A Merriam-webster definition:
- "A medical professional who is certified to develop radiotherapy treatment plans and to calculate and deliver doses of radiation to cancer patients."
- This definition needs a little help...

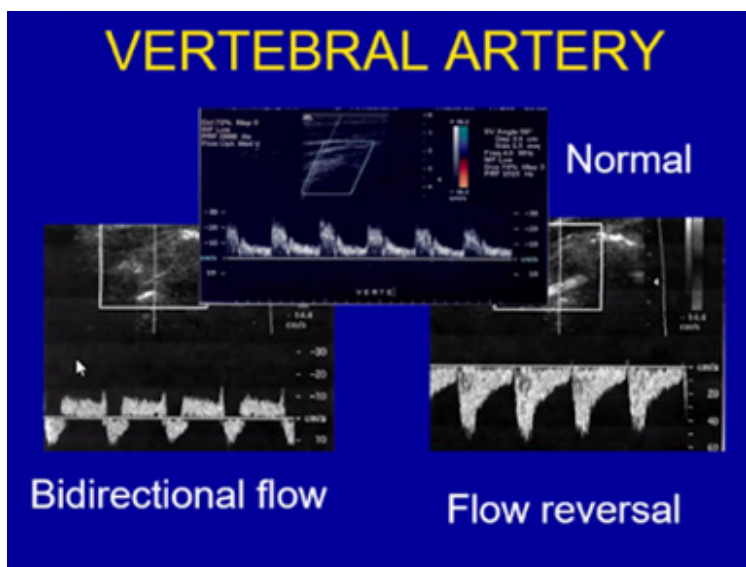
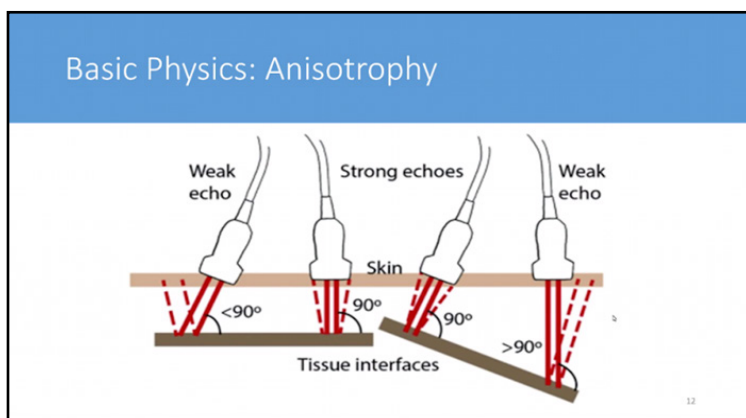
WHO THEY ARE TO YOU

MILLENNIALS	VS.	GEN Z
Tech Savvy: 2 screens at once		Tech Innate: 5 screens at once
Communicate with text		Communicate with images
Curators and Sharers		Creators and Collaborators
Now focused		Future focused
Optimists		Realists
Want to be discovered		Want to work for success
YOUR CURRENT STUDENTS & ALUMNI		YOUR PROSPECTIVE STUDENTS

Ultrasound Track

Sonography experts presented common clinical conundrums when faced with imaging fetal hearts, skeletal muscles, and carotids. Collectively, speakers illustrated their points with compelling images and packaged the insightful data in an easily digestible manner which enabled both current and prospective sonographers to follow along without missing a beat.

The all-star lineup of speakers, variety of topics and attendees, and strong preparation and decision-making from those working behind-the-scenes resulted in the most successful virtual meeting CSRT has hosted to date.



Leadership and Membership

CSRT would like to extend our gratitude to the outgoing members of the Board and warmly welcome the newly elected members. As with any organization, we achieve more when our members are actively engaged.

One vastly exceptional member among us has

WINTER 2020 | THE TECHNIGRAM

compelled the Board to create the Outstanding Service Award to celebrate his contributions to CSRT. We offer our sincerest gratitude to long time member, former journal editor, and venipuncture trainer Rich Lehrer, MSRS, R.T.(R), CRT.

During the Annual Conference, the CSRT Board of Directors announced longtime member, Rich Lehrer, as the inaugural 2020 Outstanding Service Award recipients for his exemplary dedication, efforts, and leadership to advance the ideals of the CSRT organization.

Since joining CSRT as a student in 1989, Rich has remained a strong voice for the society and has greatly contributed to the success of our e-newsletter, The Technigram, Venipuncture Certification Program, and so much more. Our members continue to be the lifeblood of the organization and we are truly thankful for the many leaders who have supported CSRT throughout the years.

Congratulations Rich and thank you for your service!



CSRT Director-at-Large, Christy Foster Bollman, presented Rich Lehrer with the Outstanding Service Award at the Gurnick Academy of Medical Arts.



S-Vue™



Auto Filter



Low Dose



AccE Detector



Compact & Light



Time Saver Battery



S-Enhance



SimGrid™



Cybersecurity

ACCELERATING EXPERIENCE

AccE™ GM85

ACCESS · ACCURACY · EFFICIENCY

See the AccE GM85 in Augmented Reality!



EXPERIENCE
A New Healthcare
Solution

For more information or to schedule a demo at your facility, please contact your local representative: **Peter Ramirez** at **626-261-1815** or e-mail: **pramirez@neurologica.com**

Profession and Legislative Report - News You Can Use

By Lorenza Clausen, CRT, RT(R)(CT)(MR), ARRT, MRSO

Profession and Legislative report-contributor



COVID-19 is still with us since our last update. As we approach the end of summer and move into the fall and winter, the conversation has now shifted to whether we open schools, how long to keep certain businesses closed, and of course, what is going on in the healthcare world. Of note, this article has been updated in November for pending publication.

The state legislature reconvened on July 27 after a two-week delay on their return from the summer recess. Committee meetings were reconvened, and several bills were heard in the various committees, including several of those discussed in the Winter Report. The session ended in September with bills either signed or vetoed by the governor. The California legislature will reconvene in January after the holiday.

CALIFORNIA NEWS

The Radiologic Health Branch has current information on its website for new grads, technologists coming from out of state or facilities needing information. The COVID-19 guidance lists information about extensions and testing sites for examination testing and CEU requirements for renewal. There is also information regarding radiation safety inspections, radioactive materials licensing, and equipment surveys. This guidance was updated October 7, 2020. Please note that renewal fees are not waived under the extension time period, but submission of CEUs is allowed a grace period. Those permits and certificates expiring from March 30, 2020 to December 31, 2020 are permitted to extend their CE compliance. [Click here](#) for more more information.

The biggest news to come out this past fall was regarding the fluoroscopy permit exam for technologists. The RHB announced on October 1, 2020, there would be a new pathway for those exempt from taking the examination. Based on the RTCC recommendations

from 2016, ARRT (R) registrants who have passed the examination on or after January 1, 2011 and hold a current CRT certificate will be exempt from the fluoroscopy permit exam. More information and forms can be found [here](#).

Governor Newsom issued a state order, [N-39-20](#), on March 30th suspending the Radiologic Technology Act for certain persons. There are some confusing exemptions, but persons are allowed to perform radiologic procedures if under the supervision of a medical practice act licensee. Those persons must be officially deemed necessary by the facility and documented. This will remain in effect until it is revoked.

The RTCC meeting scheduled for May 6, 2020 was cancelled. The next meeting was scheduled for October 7, 2020 and held virtually for the fall meeting. There was nothing to report of any activity or changes. Presentations and discussions were held on the various agenda items. The agenda for the meeting can be viewed [here](#).

The next meeting will be held in the spring on April 14, 2022. It will be located in Los Angeles or be held virtually pending the situation of the ongoing pandemic.

News from the Capitol

AB-196 - Workers' Compensation: COVID-19: Essential Occupations and Industries

UPDATE: This bill was order to the inactive file by unanimous consent on September 1, 2020.

Currently referred to the Senate Appropriations committee from the Senate Labor, Public Employment and Retirement Committee. This bill would define "injury" for employees employed in at risk occupations or industries for COVID-19. Those who are deemed essential in the Governor's Executive Order of March 19, 2020 (Executive Order N-33-20), except as specified,

would include coronavirus disease 2019 (COVID-19). If the employee develops the disease during a period of employment the employee would be covered under this definition. The bill would apply to injuries occurring on or after March 1, 2020 and would presume that the injury occurred during their course of employment. It would also extend the presumption following any termination of service up to 90 days from the last date actually worked. This would be part of an expansion of California's Paid Family Leave Program. [Click here](#) for more information.

SB 480 – Radiologist Assistant Advisory Committee

This bill was introduced on February 21, 2019 and has seen the biggest evolution. It was completely amended on July 27 with new language unrelated to the Radiologist Assistant issue. This legislation would have required the California Board of Medicine to create a Radiologist Assistant Advisory Committee to identify appropriate training, qualifications, and scope of practice for radiologist assistants. It has now been referred to the Public Safety Committee. Word is there will be a new bill reintroduced in 2021. This bill was pulled due to the language change early on by the Senate committee. The amendment replaced licensure language with a suggested study commission to explore the possibility of RPEs in California. [Click here](#) for more information.

AB 890 NP – Nurse Practitioners: Scope of Practice: Practice Without Standardized Procedures

UPDATE: This bill was signed by the governor and then chaptered by the Secretary of State on September 29, 2020.

This bill would establish the Advanced Practice Registered Nursing Board within the Department of Consumer Affairs. It would consist of 9 members. The bill would *require the board, by regulation, to define minimum standards for a nurse practitioner to transition to practice without the routine presence of a physician and surgeon. The bill would authorize a nurse practitioner who meets certain education, experience, and certification requirements to perform, in certain settings or organizations, specified functions without standardized procedures, including ordering, performing, and interpreting diagnostic procedures, certifying disability, and prescribing, administering, dispensing,*

and furnishing controlled substances. Diagnostic procedures would include X-rays, Mammography and Ultrasound. Given the regulations in California and nationally (with MQSA), this could be problematic for this to occur. California regulations require certain education and certification/licensing to interpret and perform imaging procedures and exams.

Support is from the California Association for Nurse Practitioners. There is opposition from the California Medical Association citing lack of critical details specified in the bill. The CNA is also opposed until some amendments are added.

Recent committee meetings in August suggest possible language amendments to the *“ordering, performing and interpreting diagnostic procedures”* section. Retaining the performing aspect of the language would not be in the best interest of patients, as NPs do not have appropriate education and training during their program to maintain quality and safety. The bill is being monitored for any changes that may be coming soon. [Click here](#) for more information.

AB 2544 – Fluoroscopy: Temporary Permit

UPDATE: The bill is inactive and has died in committee at this time.

There is no new activity on this bill since March. It is still in committee in the Assembly. The bill was introduced Feb 19, 2020. This bill would authorize the department to issue a nonrenewable, temporary 9-month fluoroscopy permit to a licensed physician and surgeon or a licensed doctor of podiatric medicine who has submitted an application and is awaiting examination for a fluoroscopy certificate. The bill would require the application to indicate the location or facility where the licensed physician and surgeon or the licensed doctor of podiatric medicine will be providing fluoroscopy under the temporary permit.

This is a different solution to the one that was attempted last year in the form of AB 407. That bill sought to remove the examination requirement of the above physicians who required a fluoroscopy permit/supervisor permit. AB 2544 is currently referred to the Assembly Health, Business and Professions committee. There is opposition from the CMA and CAN/BRN currently. [Click here](#) for more information.

SB 1237 – Nurse-Midwives: Scope of Practice

UPDATE: The bill was signed by the governor on September 18, 2020 and chaptered by the Secretary of State.

“The bill would delete the condition that a certified nurse-midwife practice under the supervision of a physician and surgeon and would instead authorize a certified nurse-midwife to attend cases of normal pregnancy and childbirth and to provide prenatal, intrapartum, and postpartum care, including gynecologic and family-planning services, interconception care, and immediate care of the newborn, consistent with standards adopted by a specified professional organization, or its successor, as approved by the board.”

The bill would also allow for the establishment of a Nurse-Midwifery Advisory Committee. Of note in the text of the bill, *“The bill would authorize a certified nurse-midwife to procure supplies and devices, obtain and administer diagnostic tests, order laboratory and diagnostic testing, and receive reports, as specified”*.

The bill was recently amended and voted on by the Business, Professions and Economic Development committee. It now is referred onto the Assembly Appropriations Committee before going to the full Assembly for vote. This is the last stop before the governor receives it on his desk. There are several organizations both in favor of and in opposition to this bill. They are listed in the Bill Analysis section located in the link above.

National News**ASRT News**

The ASRT held its annual Governance and House of Delegates meeting virtually this year. On June 27, 2020, delegates, ASRT board and ASRT staff met online to conduct the necessary business required per its bylaws. Due to the pandemic and closure of travel and large-scale gatherings, the meeting in Albuquerque was unfortunately cancelled. This was a disappointment for all as this is the 100th anniversary year of the ASRT. A large celebration was planned with two days of education, historical events and remembrances and of course the three-day business meeting. Delegates met online to vote for the new House Speaker and Vice Speaker, as well as install the new ASRT board

members. A brief couple of hours were spent to accomplish the necessary business with the remaining issues moved to 2021. The next meeting will be held in Reno, Nevada in June of 2021. Stay tuned to the ASRT website and notices from CSRT on the events planned.

ASRT announced in the spring its [COVID-19 Emergency Relief Fund](#). Applicants can apply for assistance from job furlough or loss due to the pandemic. The initial \$100,000 was quickly donated so an additional \$150,000 was added. Private donors added to this fund, as well. For more information you can check this link. To support the Foundations efforts proceeds from donations and store sales will continue to help RTs in need.

The American College of Radiology released its new updated [Manual on MR Safety](#) in the spring. With a new title, the latest edition lists some new additions and changes since the last version of 2013. There has been much discussion over the inclusion of new staffing recommendations in this document.

“There will be a minimum of two MR technologists or one MR technologist and one other individual with the designation MR Personnel in the immediate Zone II through Zone IV MR environment whenever patients are in the MR environment”

However, there is a requirement. The facility and MRMD will be responsible to ensure that the policies and procedures are adhered to. Establishing, implementing, and maintaining these policies and procedures will fall to the department and supervising MRMD.

“Each MR facility will name a physician MRMD whose responsibilities will include ensuring that MR safe-practice guidelines are established and maintained as current and appropriate for the facility”

The ACR also released its [opposition](#) to the relaxation of physician supervision in the CMS COVID_19 Interim Final Rule. In June, they stated concern over allowing NP, PA and nurse midwife supervision be allowed without MD oversight, as per usual guidelines.

Interestingly enough, however, the ACR relaxed its own requirements for physician supervision where contrast media is administered. During this pandemic

from March 31st until June 30, 2020, ACR temporarily modified its direct supervision requirements in certain circumstances. The replacement for this was a virtual presence of the physician in real time during the injection. This decision was made in keeping with CMS' decision to be flexible with direct supervision requirements. This was to expire on June 30th. For more information on this decision, [click here](#).

On Capitol Hill

MARCA-HR 1970 – March 28, 2019

The current status of the MARCA bill(s) remains in process. Some background information is located [here](#).

In the CY 2019 Physician Fee Schedule (PFS) Final Rule, the Centers for Medicare and Medicaid Services (CMS) recognized RAs as radiologist staff who can provide services under revised supervision levels. With the ruling by CMS, however, new MARCA legislation is needed. The bill would allow radiologists to submit claims to Medicare for non-diagnostic services performed by RAs and RPAs that they directly supervise in both the hospital and office setting. There are currently 31 states that license or certify RA/RPAs. This important legislation would allow them to be fully utilized in all 50 states.

[HR 1970](#) is the MARCA House bill introduced by Rep. Michael Doyle (D-PA-18) and has 34 cosponsors currently. Two are from California; Adam Schiff (D-CA-28) and Ted Lieu (D-CA-33). There has only been one addition to the cosponsors this year in March. The House Ways and Means and Energy and Commerce committees currently have the bill.

[S. 1544](#) is the companion MARCA Senate bill introduced by Senator John Boozman (R-AR) now has 5 cosponsors. The most recent one was added on August 5th, 2020. The bill still resides in the Senate Finance committee.

Both bills, the Medicare Access To Radiology Care Act, need continued support. Please contact your representatives in both houses of Congress and ask for their sponsorship support.

As with any of the above legislation, both here in the state and in Washington DC, we encourage constituents to contact their representatives and make their opinions known. This is an opportunity to educate them on the importance of proper education and

training when performing or utilizing equipment for diagnostic imaging and the value that medical imaging contributes in the healthcare of patients.

CALL TO ACTION

Both bills pertaining to the Medicare Access To Radiology Care Act (MARCA) need our continued support. Please contact your representatives in both houses of Congress and ask for their sponsorship support.

As with any legislation, both here in CA and in Washington, D.C., we encourage our members to contact their political representatives and make your opinions known. This is an opportunity to educate elected officials on the importance of proper education and training when performing radiation-related work or utilizing equipment for diagnostic imaging and the value that medical imaging and therapy contributes to caring for patients. More information can be found at https://www.acr.org/-/media/ACR/Files/Advocacy/AIA/Annual-Meeting---19---MARCA-TPs_pk.pdf

CALL TO ACTION

ASRT asks that all radiologic technologists and radiation therapists contact your federal representatives using the [ASRT Advocacy Action Center](#) as soon as possible to voice support for this important legislation that will help radiologic technologists and radiation therapists continue to care for our country's most vulnerable patients.

For more details on this matter, visit <https://www.asrt.org/main/news-publications/news/article/2020/12/07/asrt-pushes-legislators-to-delay-medicare-reimbursement-cuts>

COVID-19 Impact on Healthcare Recruitment and Employment

By Qingyang Li, Former CSRT Student Committee Chair,
California State University, Northridge



To describe 2020 as rough would be an understatement. The coronavirus pandemic (COVID-19) is one of our greatest challenges in decades. According to the U.S. Bureau of Labor Statistics, the national unemployment rate was 6.9

percent in October 2020 (BLS, 2020). California had a 5.3 percent statistically significant unemployment rate changes from October 2019 to October 2020 (BLS, 2020). As COVID-19 continues to spread throughout the country and the world, the healthcare industry is experiencing a lot of pressure. According to Peterson-KFF Health System Tracking, healthcare job losses in Los Angeles is 8.3 percent (McDermott & Cox, 2020). Although healthcare workers are in huge demand, social distancing and infection control are forcing the transformation of a new hiring process. Facing these new challenges, hospitals and organizations must respond quickly and safely.

To explore these new changes and to help me and my fellow new grads prepare for job hunting, I solicited advice from the ASRT community through the ASRT discussion board. More specifically, I came up with some questions regarding the recruitment and hiring process under the impact of COVID-19. ASRT members voluntarily responded to my questions through both emails and discussion board. I have highlighted some of my discussions with these self-identified experts in this article. The complete discussion thread can be found [HERE](#).

BEFORE THE PANDEMIC

Although the recruitment and hiring process varies significantly for hospitals and clinics, some practices are standard. For instance, the facility will identify their hiring needs and advertise the position. Applicants will submit their application and include additional information such as resumes and cover letters. After reviewing the applications, a recruiter

will contact qualified applicants and perform an initial screening. After an applicant passes the first screening, the employer (by way of a department manager and/or supervisor) may schedule an interview with the applicant to assess whether the person understands the responsibilities of the position and if the applicant will be a good fit for the position. Next, the employer will schedule a second interview with an applicant. If the applicant successfully completes the second interview, the person will receive a job offer. If the candidate accepts the offer, upper management (such as Human Resources) will contact the candidate to negotiate a wage and explain the onboarding process (e.g. orientation, setting up in the workplace computer system). Once that process is complete, the new hire will report to their unit and start their new job (D. Mishler, personal communication, July 14, 2020).

THE NEW NORM OF HIRING

Radiology and technology are bound together in our field. Nowadays, reliable technology is even more crucial when it comes to hiring and employment during the pandemic. With the system reaching its maximum capacity and healthcare workers getting sick, recruiters must act quickly and creatively to meet the current and future needs of the industry. In some states, the licensing requirements and regulations have been eased in order to keep healthcare workers where they are needed the most (American Society of Radiologic Technologists, 2020). Many employers have started to prioritize hiring locally and internally over advertising online and searching nationally. It is a great way to promote efficiency while reducing potential health risks. Some facilities have even put a freeze on external hiring.

Another useful strategy is to reassign the resources on-hand. Employers look internally to make sure all staff are placed in the critical areas of need first before recruiting someone new. Filling the need with current employees such as per diems, short-term, and part-time employees save employers the time to

screen, interview, and orientate a new hire (A. Scott, D. Diaz, J. Havrda, M. Keyes, and K. Andrews, personal communication, July 13, 2020).

Candidate screening and interviewing has evolved during the pandemic. Almost everything is available and conducted online. This allows the hiring processes to operate in a parallel fashion and enables a new hire to start employment much earlier than the traditional linear approach.

Also, while much of the interviewing and hiring processes have gone online, some aspects of these processes have not changed. For instance, a second interview has become a virtual event in order to reduce the risk of infections. However, most recruiters still won't skip the preliminary phone interview since this narrows the candidate pool significantly (P. Philippi, personal communication, July 16, 2020). Just like an in-person interview, the candidate is invited to an online video conference with the floor supervisor and the department manager.

Moreover, recruiters have the option to conduct an in-person interview for a final round or to skip this step and make a decision (D. Mishler, personal communication, July 14, 2020). Many recruiters are avoiding in-person interviews in order to limit their exposure and spread of COVID-19, when possible (J. Havrda, personal communication, July 13, 2020). If the candidate passes the final interview, human resources will reach out online to the new hire to initiate the necessary on-boarding process. Once the new hire is cleared to start work, the person could report to their department and start training (A. Scott, D. Diaz, J. Havrda, M. Keyes, and K. Andrews, personal communication, July 13, 2020).

HOW TO PREPARE YOURSELF

Research the hospital and the facility first before going in for an interview. Find out what their mission statement is and check out any videos online about the organization (J. Pashow, personal communication, July 16, 2020). Try to learn the department's structure and workflow, if possible. Focus on your strengths in the interview and take the time to answer slowly and thoughtfully. Make sure to have questions for the recruiter as well. Be prepared for more training and teaching even if you're familiar with the department. Additional PPE and infection control training will most

likely take place during orientation but brushing up on that info before the interview is a great idea (Casanova, Rutala, Weber, & Sobsey, 2015). Also, the interviewees should be certain of what they want. Things change rapidly in the medical field. It is important to remember that technologists must take care of themselves so they can take care of their patients (A. Scott, D. Diaz, J. Havrda, M. Keyes, and K. Andrews, personal communication, July 13, 2020).

Video interviews are the same as sitting in the same room with the recruiter. For this reason, you must establish this mindset. This means dressing properly and ignoring any distractions. You should also get familiar with the online platforms; the most common one is Zoom. Make sure to do a practice run before the actual video interview. Record yourself or ask a friend to help so you can see if you fidget or show that you are distracted (D. Mishler, personal communication, July 14, 2020).

One new topic that may come up in interviews would be the necessary precautions when working with a COVID-19 patient. Be sure you understand the state requirement as well as your facility's policy. This will give the potential employer the sense that you at least have a solid baseline or foundation of understanding of the precaution necessity. This may not be a topic that will be touched on in an interview but highly encouraged to prepare for just in case (A. Scott, D. Diaz, J. Havrda, M. Keyes, and K. Andrews, personal communication, July 13, 2020).

KNOWLEDGE IS EMPOWERING

Continue reading on to learn more about how hiring processes have changed because of COVID-19 and how you can better prepare for securing a job during these uncertain times.

Q: Are the employers still hiring technologists under the impact of COVID-19?

A: Yes. With at least 30 to 35% of the current technologist in practice at that 62-67 retirement age coming up, the job market is still opening up for new hires. There are dozens of openings daily but most of them are per diem and part-time jobs. Full-time jobs are hard to find even before the pandemic, especially for a new grad with no experience.

Q: Are department funds impacted by COVID-19?

A: It depends on the state and the hospital. Hospitals in New York are experiencing a serious shortage of technologists. Some employers even offer a sign-on bonus for technologist jobs. Contrastingly, other imaging department funding is cut due to the pandemic. With facilities canceling imaging exams and procedures for patients with respiratory symptoms, many imaging departments have less funding to hire new technologists.

Q: How long is the preliminary phone interview?

A: It depends on the facility and recruiter. It is usually about 10-15 minutes.

Q: What is the purpose of the first interview?

A: The employer wants to know whether the interviewee shares the same understanding of the job description. The employer also needs to figure out if the interviewee fits the job description.

Q: What will the interviewer ask during the phone interview?

A: The discussion is basic. The following are some sample questions they may ask during the phone interview:

- What hours is the interviewee looking for? Are you willing to take on calls/ work holidays or weekends?
- What kind of experience does the interviewee have?
- Is the interviewee willing to work with a team?
- How did the interviewee find out about this job opening?
- Why is the interviewee a good fit for the job?

Q: Why is a second video interview necessary?

A: Video interviews are used to help recruiters get a good overall impression of the candidate. If the recruiters see good potential in the interviewee, they could skip the in-person view and make the hire on the spot during the video interview. It is like an intermediate step to narrowing down the pool of candidates. However, in most cases, recruiters might still want to do an in-person interview.

Q: How long is the second video conference interview?

A: It usually takes about 30-45 minutes, but it varies depending on the hospital and the hiring manager.

Q: What is the purpose of the second interview?

A: To get an indication of whether or not the candidate has enough experience and the correct skill set for the position. Recruiters are also trying to see if the candidate would be a good fit (personality-wise) and if they match the hospital's mission and vision.

Q: What will be covered during the video conference interview?

A: The video interview is more in-depth compared to the phone interview. Following are some common questions asked during the video interview:

- Will the interviewee go out of the way to do something for a coworker?
- Is the interviewee willing to travel/ work at satellites?
- Is the interviewee looking for opportunities to learn new modalities?
- Is the interviewee looking for higher education?

Q: Why do most recruiters still want to conduct onsite interviews?

A: Onsite interviews show how well-prepared the interviewee is in response to the current pandemic. Another reason is to let the interviewees see the department with their own eyes to make sure they can accept the working environment.

Q: What are some good interview questions?

A: A lot of good interview questions could be found online. The followings are some examples of interview questions:

- What aspect of taking x-rays makes you the most uncomfortable?
- What are the strengths and weaknesses?
- What does the interviewee know about the company?
- Three words to describe the interviewee's work ethic.
- Examples of how interviewee handled situations like an unruly patient.

Q: Are there extra steps for those who got hired during COVID?

A: Most hospitals have additional infection prevention training specific to COVID-19 added on to the new employee orientation protocol. This includes but not limited to coronavirus background, basic precautions, and personal protective equipment.

Q: Do the new hires go through COVID testing even when they don't have any symptoms? Is it required for all employees to get tested before entering the clinical setting?

A: Most facilities do not test new employees unless they are traveling from an area that is considered a "hot zone", but this is a fluid situation, and the protocol may change if infection rates increase in this area. It is not required for all employees to get tested but they do need to get screened and temperature checked when entering the hospital every day.

Q: Can we still shake hands with the recruiter?

A: It depends on how comfortable the interviewee feels about contact touching. Some recruiters would appreciate the gesture, but others might not due to hospital policy on social distancing. To ensure that it won't be awkward on both sides, simply say something like "typically I would shake your hand, but for the sake of infection prevention we can skip that" (Havrda, personal communication, July 13, 2020).

References

- American Society of Radiologic Technologists. (2020). COVID-19 update and FAQ. Retrieved from https://www.arrt.org/pages/covid-19update#rts_and_rras
- Casanova, L., Rutala, W.A., Weber, D.J., & Sobsey, M.D. (2020). Coronavirus Survival on Healthcare Personal Protective Equipment. *Infection Control and Hospital Epidemiology*, 31(5), 560-561.
- McDermott, D. and Cox, C. (2020, June 16). What impact has the coronavirus pandemic had on healthcare employment? Peterson-KFF Health System Tracker. Retrieved from <https://www.healthsystemtracker.org/chart-collection/what-impact-has-the-coronavirus-pandemic-had-on-healthcare-employment/#item-start>
- Mishler, D. (2020, July 14). Personal communication [Personal interview and discussion board post]. Recruitment and hiring during COVID-19. Message posted to <https://community.asrt.org/communities/community-home/digestviewer/viewthread?MessageKey=e00e7dc1-ec57-45cb-9fe5-e8e3ab053809&CommunityKey=c99cf1a0-5d06-4c95-b746-2ba621c38302&tab=digestviewer#bme00e7dc1-ec57-45cb-9fe5-e8e3ab053809>
- Pashow, J. (2020, July 16). Personal communication [Personal interview and discussion board post]. Recruitment and hiring during COVID-19. Message posted to <https://community.asrt.org/communities/community-home/digestviewer/viewthread?GroupId=61&MessageKey=0bc96f37-5fe4-4397-b925-b9f124253ba0&CommunityKey=4c927de8-c0e0-439d-800e-b6515821041c&tab=digestviewer>
- Philippi, P. (2020, July 16). Personal communication [Personal interview and discussion board post]. Recruitment and hiring during COVID-19. Message posted to <https://community.asrt.org/communities/community-home/digestviewer/viewthread?GroupId=67&MessageKey=1f605b40-36ca-49df-8d2f-32bb2efddecc&CommunityKey=438fa7a8-f204-42c1-b786-910dab72d3e6&tab=digestviewer>
- Scott, A., Diaz, D., Havrda, J., Keyes, M., & Andrews, K. (2020, July 13). Personal communication [Personal interview and discussion board post]. Recruitment and hiring during COVID-19. Message posted to <https://community.asrt.org/communities/community-home/digestviewer/viewthread?MessageKey=7e6a7b81-897f-42e0-9475-2bfe9a3ccacc&CommunityKey=88ebd35d-6029-44a4-8486-163ee6c43a8d&tab=digestviewer#bm7e6a7b81-897f-42e0-9475-2bfe9a3ccacc>
- U.S. Bureau of Labor Statistics (October 2020). State Employment and Unemployment Summary. Retrieved December 13, 2020 from <https://www.bls.gov/news.release/laus.nr0.htm>

Student Corner

CSRT's Announces 2020 Scholarship Recipients During the Virtual Annual Conference

The winners of the 2020 Anna B. Ames Clinical Excellence Scholarship and the Ruth McMillan Academic Excellence Scholarship were announced during CSRT's 81st Annual Meeting of Members held on Saturday, November 7th.

The two scholarships were created in honor of the late Anna B. Ames and Ruth McMillan, both of whom were dedicated radiographers and leaders of the CSRT community. This year, the CSRT Scholarship Committee nominated student members, Thanh Huynh, and Samantha Vantress, as the 2020 scholarship recipients.



Anna B. Ames Clinical Excellence Scholarship Winner: Thanh Huynh

Thanh, a US Navy veteran who hails from the Boston-area, will be the first person in her family to graduate with a bachelor's degree when she completes the

radiation therapy program at National University. Her military electrical engineering know-how, general interest in technology, and first-hand experience seeing a beloved sibling fight pediatric leukemia have all contributed to her resolve to embark on a career where she can "...[help] the most people, but also one that constantly evolves for the better of society."



Ruth McMillan Academic Excellence Scholarship Winner: Samantha Vantress

Samantha initially set out to pursue a career in nursing. However, after being coaxed by a friend to consider radiation therapy, Samantha

reached out to Sutter Health in Roseville, CA to observe radiation therapy in action. She says of her observation experience, "...All the therapists I've met are so compassionate and truly love doing what they do. The interactions I've seen between therapists and their patients are so genuine..." The compassion, job satisfaction, and genuine quality patient care

demonstrated by the therapists she shadowed at Sutter Health helped seal her fate- Samantha is current a radiation therapy student at National University.

Congratulations to Thanh Huynh and Samantha Vantress, CSRT's 2020 scholarship winners. Cheers!

CSRT's Student Committee Gives Thanks to Healthcare Professionals

The CSRT Student Committee created an appreciation video to give thanks to the medical imaging and radiation therapy professionals who continue to remain on the front lines of the healthcare industry during these challenging times. We appreciate YOU and the sacrifices that you have made for your patients. To watch the video, please click on the image above or visit https://youtu.be/GTYT_mc0b20.



Get Involved with CSRT's Student Committee

Student members are very important to the CSRT and are welcomed and encouraged. CSRT aims to mentor and prepare students for success in the Radiologic Sciences. The students of today are CSRT's future leaders!

A student member is any person enrolled in an [approved](#) Radiologic Technology Program. Student members have all rights, obligations, and privileges of CSRT membership except to vote and hold office. Eligibility for student membership shall terminate upon initial certification or discontinuation of such education.

In addition to the benefits that all other members receive, CSRT offers exclusive and exciting opportunities

for student members including:

- Scholarships and Awards - Take advantage of numerous members-only opportunities to apply for grants, participate in leadership programs, earn scholarships, and participate in research and presentation competitions.
- Student Committee - Engage with your fellow students from accredited RT programs within California to enhance CSRT's visibility and presence within education.
- Study Tools - Use these important links and educational tools to assist with your studies for the ARRT exam.

For more information or to become a student member of CSRT, please visit www.csrt.org/membership. For questions, contact CSRT at 415-278-0441 or info@csrt.org.

CSRT 2020-2021 Student Committee



Student Committee Chair | Daniela Montano

Daniela Montano is currently a senior in the Radiologic Sciences program at California State University, Northridge. After serving last year as co-chair in the student committee, she is honored to have been selected as the chair for this current term. She is excited to use the time and experience she gained as co-chair to help her develop as the current chair of the student committee. Daniela was born in Cochabamba, Bolivia and moved to the United States at the age of three and is a proud DACA student. Daniela's interest in radiology sparked as a teenager when her mother experienced health issues, which led to her mother needing several imaging screening exams. That led her to see firsthand how influential radiologic technologists truly are. Daniela is also an active participant in her university's Dream Center and Pride Center and as she believes in human compassion and kindness. Outside of the "zoom classroom" and clinic, she enjoys activities in nature and the ocean, such as hiking and paddle boarding. She loves trying new cuisines from different cultures and some of her favorites include Indian and Japanese gastronomies. She believes seeking a career in healthcare and radiology will help her spread her mission and make an impact on her patients

and her community. Daniela strives to provide excellent patient care, be a leader to those around her, but most of all always be a student and eager to learn! As the new chair of the student committee she will bring new ideas and activities to help bring students together:



Student Committee Co-Chair | Lisa Rodriguez

Lisa Rodriguez is a senior at California State University, Northridge in the Bachelor of Science Radiologic Sciences program. In addition to a full-time course load, her program has her go to various hospitals for her clinical rotations where she is able to work with different types of equipment and rotate in various medical imaging modalities. As the newly appointed co-chair of the student CSRT committee, her goal is to spread awareness of the CSRT to radiography students and be more involved in the radiology community. Lisa's desire to pursue a career in radiology came from first-hand experience in having to get images done on herself as a young patient. Lisa experienced excellent patient care and not-so-great patient care and that is when she realized she never wanted to have patients feel bad like she once did. Lisa loves the concept that radiology is seen as "the eyes of medicine" where many patients first start their health care journey. Her hope is to be a positive influence in her patients, colleagues and family's life and believes that positivity comes from working hard and being kind. She believes it is important that every patient be treated with kindness and respect and is proud to be going into a career that strives for that. Lisa really enjoys her classes and is grateful to be in a program that focuses on diversity, cultural competency, and outstanding health care and radiation safety. Aside from being a full-time student, Lisa is also an animal's advocate and believes not only in human compassion, but animal compassion as well and therefore is dedicated to living a lifestyle that upholds that. She cares deeply for abandoned, mistreated, and animals of all kinds. She believes that it is important to care for those who don't have a voice and knows that this same philosophy can sometimes be extended into patient care. Going through this program has taught Lisa that a career in radiology calls her to a higher standard where she has to put a patient's well-being first and recognize when they need help that goes beyond taking images. Lisa enjoys going to church, playing chess with her family and never misses an opportunity to make others laugh. Lisa continues to grow and broaden her knowledge of the radiology field and is excited to one day work alongside the health care heroes who she admires.



Student Committee Secretary | Sophia Yourish

Sophia Yourish grew up in the small seaport town of Port Townsend, WA, located on the Olympic Peninsula. She spent every chance she could outside and if she was not riding horses, she was hiking in the Olympic Mountains. In high school, Sophia was lucky enough to have the opportunity to study abroad, and spent a year living in a small town in eastern Czech Republic. After graduating high school, she went back overseas where she taught English in Thailand and worked as an au pair in Paris, France. Once Sophia was back in the States, she attended Washington State University and then Eastern Oregon University. Over the course of six years, Sophia studied Kinesiology, Russian Language and Animal Science, as well as Rangeland Management and Ecology. With horses having been a major component of her life, Sophia switched gears from three-day eventing and began playing polo in college. This led her to many years of working as a professional polo groom for numerous international polo players. Through a polo job she took in Wyoming, Sophia began working as a veterinarian technician. This took her from Wyoming to Texas and then to south Florida. In Florida, she did standing anesthesia for nuclear scintigraphy and MRI, as well as being an on-call surgery technician and assisting with x-rays. Working in equine medical imaging is what led Sophia to pursue a career in radiology. She made the move out to California in the summer of 2016 with the intent of beginning a career in radiology through Santa Barbara City College. While it's been a bit of a wild ride this past year, Sophia couldn't be more excited to be graduating from the SBCC radiology program this spring.



Student Committee Co-Secretary | Samantha Harouni

Samantha Harouni is a Radiologic Technology student at Los Angeles City College and Bachelor of Science candidate at California State University, Northridge, majoring in Health Administration. She served as president of the Student Health Advisory Committee at CSUN from 2018 to 2019 and currently serves as an ambassador for the program, which assesses students' healthcare needs and recommends policy changes to better meet those needs on campus. Samantha has volunteered in hospital settings for many years. From 2013 to 2017, she volunteered at Cedars Sinai Medical Center's Neurology, Cardiology, and Oncology/Infectious Disease departments, and from February 2020 onward, she has volunteered in the

hospital's emergency room. From January 2018 to December 2019, Samantha volunteered at Valley Presbyterian Hospital's Radiology Department where she shadowed radiologic technologists and observed many hours' worth of clinical work specific to radiologic technology. Samantha is passionate about delivering world-class patient care and looks forward to working with other members of the CSRT Student Committee who share the same passion.

ASRT Foundation Scholarship and Grant Opportunities Available

ASRT members pursuing a new degree or a specialty certificate are eligible to apply for an ASRT Foundation scholarship to help meet their educational goals. Thanks to the support of the Foundation's generous donors and corporate supporters, awards are available for the 2021-2022 academic year to all types of radiologic science students regardless of their specific area of interest.

[Submit an online application by Jan. 31, 2021](#), and you'll be considered for all scholarships for which you're eligible.

[Visit the Foundation website](#) for scholarship details and to apply. If you have questions, please contact foundation@asrt.org or 800-444-2778, Ext. 1912.

TAKE ADVANTAGE

OF YOUR CSRT MEMBER BENEFITS

The California Society of Radiologic Technologists strives to advance and elevate the medical imaging and radiation therapy profession through quality education and active legislation, ensuring the highest safety and quality of care for California patients.



Preferred Pricing & Educational Opportunities

Members have the opportunity to receive preferred pricing and discounts to CSRT events, including the Annual Conference, Spring Summit, and Venipuncture Certification Courses. CE through ASRT and CQR through ARRT are offered at all educational events to further promote best practices within the industry.



Advocacy & Legislative Representation

The CSRT Legislative Committee tracks and reports on legislative activity relative to the medical imaging profession. Committee members attend committee meetings at the Capitol or the biannual Radiologic Technology Certification Committee (RTCC) meetings to represent the CSRT and member interests.



Receive Valuable Information Through *The Technigram*

CSRT provides its members important information through its electronic journal, *The Technigram*. The newsletter is published on a quarterly basis and features educational and scholarly articles from leaders and medical imaging professionals throughout the state.



Student Committee Participation & Scholarships

Student members have the opportunity to participate on the Student Committee and apply for CSRT annual scholarships. Additionally, CSRT annually selects two students to participate in the ASRT Student Leadership Development Program and attend the ASRT Educational Symposium and Annual Meeting.



Access to CSRT's Job Board

Whether you are quickly approaching graduation or are looking for a career change, CSRT's Job Board provides you with the latest listings of career opportunities for Radiologic Technologists and medical imaging professionals throughout California and beyond.

Not a member of CSRT?

JOIN TODAY!

Scroll through www.csrt.org/membership to explore key member benefits and ensure you are getting the most out of YOUR CSRT membership experience.



Radiology School During COVID-19

By Daniela Montano

CSRT Student Committee Co-Chair, California State University, Northridge



It was early January 2020 when the United States encountered its first Coronavirus (COVID-19) patients. It didn't take long after that for COVID-19 cases to spread like wildfire. At the time, little was known about the effects of the disease and the precautions needed in order to contain it.

Admittedly, like most radiology students, I had tunnel vision. I immersed myself in my studies, focusing on obtaining the perfect radiologic image using the most successful techniques. I had neglected to realize that I was part of a bigger picture – I was studying to become a healthcare worker; better yet, an 'essential' and 'front-line' worker.

In mid-March, my clinical coordinator announced that all clinical rotations would be suspended until further notice. Despite this, my responsibilities as a student were expected to continue. More specifically, I was to continue all of my studies from home – didactic and clinical. My family members graciously became my "patients," helping me to practice positioning for x-ray exams. I know this can never replace the reality of interacting with patients face-to-face, but as a student, I am determined to continue my training. Fortunately, as early as June 1st, some hospitals have started allowing students back into their facilities in order for them to complete their clinical rotations. The decision to "opt-in" or "opt-out" of returning to clinic, of course, is mine. I have decided to opt-in!

Virtual Learning

It seemed as though the didactic portion of my program changed overnight. I was used to attending class or clinical five days a week. My academic learning has really been put to the test now that COVID-19 has changed the way my school operates. Suddenly, meeting in person is not an option anymore. Instead, I attend class through the lens of a camera. This has created new types of challenges. Living a life under quarantine seems to blend all the days together. It has

been hard to stay focused on keeping track of deadlines and concentrating during the pandemic. I know I have to develop some new strategies to stay organized and stay on top of things, so I have begun to do just that.

I have found it extremely useful to create a small study group. My study group consists of a max of three students. We have created a fixed schedule to meet via Zoom call. This has helped us stay organized in the same way as if we had scheduled class meetings. We have prepared for midterms and finals by going over study guides and by quizzing each other. I learned that by doing this, it has kept my classmates and me accountable for advancing at the same rate as we would have if in the classroom.

Amazingly, my professors have quickly adjusted to virtual teaching too. They have provided all the tools necessary for me and my classmates to succeed. My professors have recorded lectures, responded quickly to emails, and even provided virtual exam proctoring in order to maintain high exam integrity. I have found that connecting the recorded lectures to my TV creates a similar experience to that of a projector screen in a classroom.

It is easy to fall into a mundane routine when your environment remains unchanged for long periods of time. I should know because it has happened to me. To resolve this, I have had to find ways to get me into the right mindset. I have found it helpful to post pictures or flashcards with information that I have struggled with around my house. This has helped me to see the information in different ways.

I admit that despite implementing all these ideas, I still miss my classmates, teachers, and in-person lectures. Which is why I was thrilled when my program obtained special permission this month from my university to hold an in-person lab on campus. My classmates and I had a venipuncture lab; only a few students could meet at any one time. We still had to maintain social distance protocols and wear masks. However, the time spent in the lab room was well worth it.

Clinical Experience

I know that deciding to go back to clinic can be extremely difficult, and even more so when you live with loved ones who have underlying health problems. For what it is worth, there are a few measures that I have implemented when I started my emergency room rotation at Cedars Sinai Medical Center that I think may be helpful to other students.

When walking into the core areas of a facility, I have learned that it is crucial to not have out any open containers or beverages. Instead, to avoid contamination, have your belongings tucked away inside a bag where it won't be exposed to nearby patients.

As students, we often don't have a designated locker, and at times we have to place our belongings on a countertop in a busy work area. I have found that placing all of my belongings in a trash bag (of course appropriately marked) can not only make me feel safer but also those around me.

In order to avoid COVID-19 contamination, a common practice that I learned before the pandemic even occurred is to have a designated shoe box in the back of my car trunk or outside of my house and place my clinic shoes in it.

When it comes to eyewear, I can empathize with those who have to wear glasses. It can be a hassle to wear many layers of personal protective equipment (PPE) on your face. I have found that combining your glasses with the face shields actually adds another layer of protection. One helpful tip if you use a face shield is to remove the original plastic frame from the face shield and insert the blue rubber side bands onto the temples of your own prescription glasses.

I hope that these tips and my experiences can help current and prospective radiology students feel more prepared, protected, and not feel alone. Overall, the pandemic that we are living through can be concerning. We can learn and grow from it and ultimately overcome it, just as we have historically.

I want to give special thanks to California State University, Northridge (CSUN) professors and staff. I know I can speak on behalf of my classmates when I

say we miss you all and can't wait to be back in your classrooms. As for the radiology community as a whole, I thank you for working the front lines, all while still having the patience to teach the next generation. You are the heroes that I aspire to become.

Quick Tips

Throughout the day disinfect commonly used items such as:

- Badges
- Credit/Debit Cards
- Doorknobs
- Pens
- Phones
- Water Bottles

We also highly recommend:

- Skipping the hugs and instead opt for air hugs!
- Shower as soon as you get home and don't bring clinic shoes indoors.